



GRADE 12 EXAMINATION  
NOVEMBER 2020

## **ADVANCED PROGRAMME MATHEMATICS: PAPER II**

### **MARKING GUIDELINES**

Time: 1 hour

100 marks

---

**These marking guidelines are prepared for use by examiners and sub-examiners, all of whom are required to attend a standardisation meeting to ensure that the guidelines are consistently interpreted and applied in the marking of candidates' scripts.**

**The IEB will not enter into any discussions or correspondence about any marking guidelines. It is acknowledged that there may be different views about some matters of emphasis or detail in the guidelines. It is also recognised that, without the benefit of attendance at a standardisation meeting, there may be different interpretations of the application of the marking guidelines.**

---

**MODULE 2                      STATISTICS****QUESTION 1**

$$1.1 \quad \frac{\binom{6}{3} + \binom{5}{3} + \binom{3}{3}}{\binom{14}{3}} = \frac{31}{364} \text{ or } (0,0852)$$

$$1.2 \quad (a) \quad P(X > 3) = \binom{5}{4} (0,7)^4 (0,3) + \binom{5}{5} (0,7)^5 (0,3)^0 = 0,5282$$

$$\begin{aligned} (b) \quad (i) \quad X &\sim N(42; 12,6) \\ P(X \geq 40) &\rightarrow P(X > 39,5) \\ &= P\left(Z > \frac{39,5 - 42}{\sqrt{12,6}}\right) \\ &= P(Z > -0,7) \\ &= 0,5 + 0,2580 \\ &= 0,7580 \end{aligned}$$

(ii) Since  $np = 42 > 5$  and  $nq = 18 > 5$  the Normal approximation can be used.

(iii) This allows for symmetry and not for the distribution to be either positively or negatively skewed.

**QUESTION 2**

$$\begin{aligned} 2.1 \quad X &\sim N(2\sigma; \sigma^2) \\ P(X > 5,2) &= 0,9 \\ \therefore -1,28 &= \frac{5,2 - 2\sigma}{\sigma} \\ -1,28\sigma &= 5,2 - 2\sigma \\ 0,72\sigma &= 5,2 \\ \therefore \sigma &= 7,22 \Rightarrow \mu = 14,44 \end{aligned}$$

$$\begin{aligned} 2.2 \quad (a) \quad &\text{A 94\% CI for } p \text{ is:} \\ &0,2 \pm 1,88 \sqrt{\frac{(0,2)(0,8)}{100}} \\ &(0,1248; 0,2752) \end{aligned}$$

(b) If dice was unbiased each value would have a probability of 0,1667 of being thrown, since 0,1667 is within the CI the die would not be considered biased.

**QUESTION 3**

3.1 (a) ✓  $E[X] = 0,67$

$$\therefore 1(0,35) + 2p + 3q = 0,67$$

$$2p + 3q = 0,32$$

$$p + q + 0,85 = 1$$

$$\therefore p + q = 0,15 \quad \text{and} \quad 2p + 3q = 0,32$$

Solving simultaneously:

$$p = 0,13 \quad \text{and} \quad q = 0,02$$

$$\begin{aligned} \text{(b)} \quad \text{Var}(X) &= (1)^2(0,35) + (2)^2(0,13) + (3)^2(0,02) - (0,67)^2 \\ &= 0,6011 \\ \sigma_x &= 0,7753 \end{aligned}$$

3.2  $g(x)$  has an area greater than 1 and  $h(x)$  has a negative probability.

3.3 (a)  $X$ , the median is where the area is cut in half and since there is a much larger area to the right of midway of  $x$ -values the median will be closer to 2.

(b)  $W$ , as higher and lower values more likely.

$$\text{(c)} \quad P(T < 0,5) = \int_0^{0,5} \left( -\frac{1}{2}x + 1 \right) dx = \frac{7}{16}$$

**QUESTION 4**

4.1  $H_0 : \mu = 12$

$$H_1 : \mu < 12$$

4.2 Test Statistic:  $Z = \frac{\bar{x} - \mu}{\frac{\sigma}{\sqrt{n}}}$

$$-1,96 < \frac{11,7 - 12}{\frac{0,5}{\sqrt{n}}} < -1,645$$

$$-1,96 < \sqrt{n} \left( \frac{11,7 - 12}{0,5} \right) < -1,645$$

$$2,742 < \sqrt{n} < 3,267$$

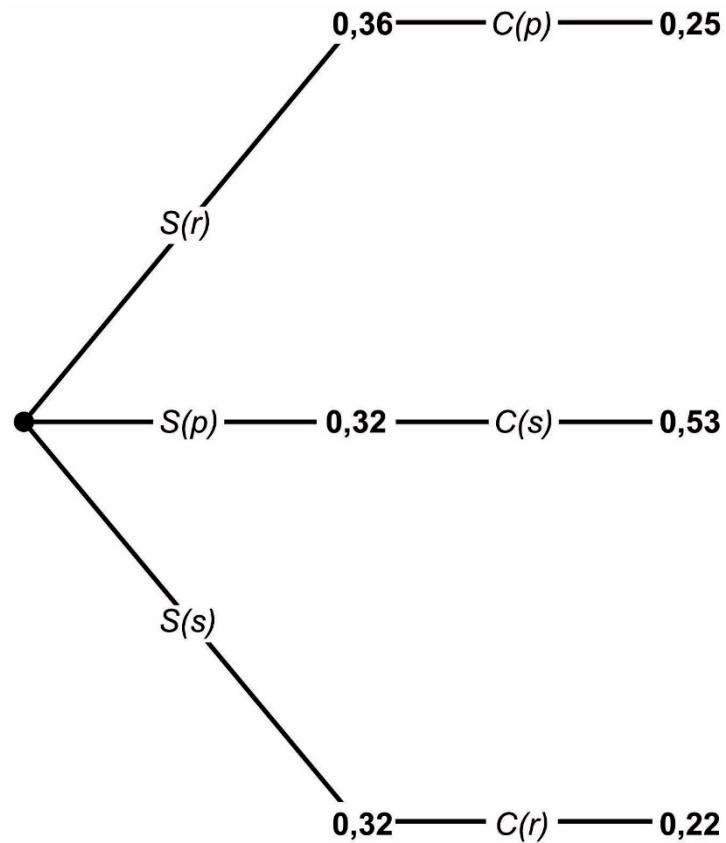
$$7,52 < n < 10,67 ; n \in \mathbb{Z}$$

$$\text{or } 8 \leq n \leq 10 ; n \in \mathbb{Z}$$

**QUESTION 5**

$$\begin{aligned}
 5.1 \quad P(\text{Charlie wins}) &= P(R_C)P(S_S) + P(P_C)P(R_S) + P(S_C)P(P_S) \\
 &= (0,22)(0,32) + (0,25)(0,36) + (0,53)(0,32) \\
 &= 0,33
 \end{aligned}$$

OR:



$$5.2 \quad (a) \quad 20 \times 19 \times 18 = 6\,840$$

$$(b) \quad 20^3 - 20 = 7\,980$$

OR

$$\begin{aligned}
 &(a) + \text{a student winning two prizes} \\
 &= 6\,840 + 3(20 \times 19) \\
 &= 7\,980
 \end{aligned}$$

**Total for Module 2: 100 marks**

**MODULE 3            FINANCE AND MODELLING****QUESTION 1**

$$1.1 \quad 0,0775 = \left(1 + \frac{r}{12}\right)^{12} - 1$$

$$r = 0,0749$$

$$F_{37} = \frac{1\,500 \left[ \left(1 + \frac{0,0749}{12}\right)^{37} - 1 \right]}{\frac{0,0749}{12}}$$

$$= R62\,214,60 \quad \text{or} \quad R62\,212,31 \text{ (exact } r \text{)}$$

$$= R62\,210 \text{ (nearest 10)}$$

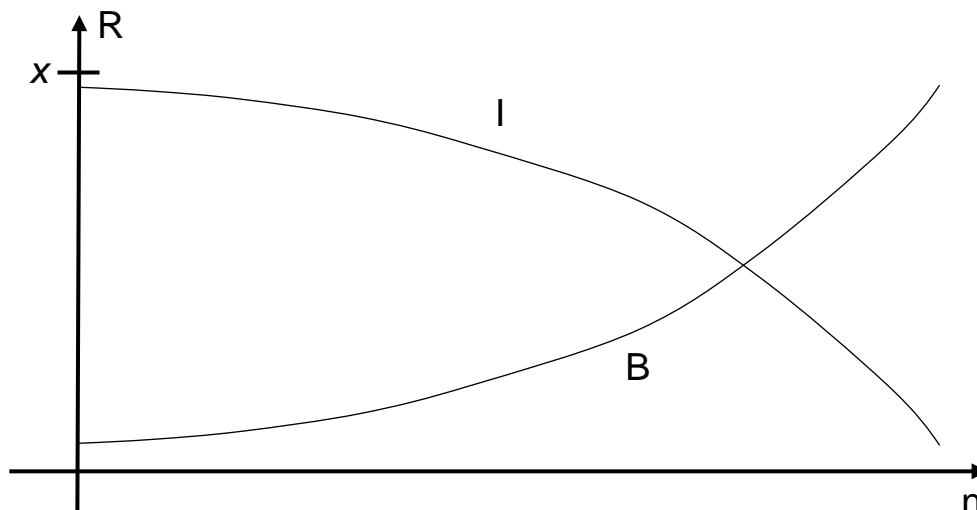
$$1.2 \quad 62\,210 \left(1 + \frac{0,0749}{12}\right)^{48} + \frac{x \left[ \left(1 + \frac{0,0749}{12}\right)^{48} - 1 \right]}{\frac{0,0749}{12}} = 206\,530,90$$

$$= R2\,199,75 \quad \text{or} \quad R2\,199,99\dots$$

$$\therefore x = R2\,200 \text{ (nearest rand)}$$

## QUESTION 2

2.1



The amount that goes to interest,  $I$ , is a % of the  $OB$  and therefore this follows the general shape of  $OB$ . The value of  $B = x - I$ . Therefore, the graph of  $B$  is  $I$  reflected in the  $x$ -axis and shifted up by  $x$ .

$$2.2 \quad (a) \quad 317\,279,95 = \frac{x \left[ 1 - \left( 1 + \frac{0,1125}{12} \right)^{-132} \right]}{\frac{0,1125}{12}}$$

$$\therefore x = \text{R}4\,200$$

$$(b) \quad P \left( 1 + \frac{0,1125}{12} \right)^7 = \frac{4\,200 \left[ 1 - \left( 1 + \frac{0,1125}{12} \right)^{-173} \right]}{\frac{0,1125}{12}}$$

$$\therefore P = \text{R}336\,146,51$$

$$\begin{aligned}
 \text{(c)} \quad & \text{Reduction in } OB \\
 &= 336146,51 - 317\,279,95 \\
 &= R18866,56
 \end{aligned}$$

$$\begin{aligned}
 & \text{Amount paid} \\
 &= 41 \times 4\,200 \\
 &= R172\,200
 \end{aligned}$$

$$\begin{aligned}
 & \text{Interest paid} \\
 &= 172\,200 - 18866,56 \\
 &= R153333
 \end{aligned}$$

$$\begin{aligned}
 \text{(d)} \quad & 317\,279,95 \left(1 + \frac{0,1125}{12}\right)^2 = \frac{x \left[1 - \left(1 + \frac{0,1125}{12}\right)^{-130}\right]}{\frac{0,1125}{12}} \\
 &= R4\,312,59
 \end{aligned}$$

**QUESTION 3**

3.1  $b$  is the regular payment.  
 $F_0$  is the initial amount in the account.

$$\begin{aligned}
 3.2 \quad & 26\,200 = 15\,000a + b \dots\dots (1) \\
 & 38\,296 = 26\,200a + b \dots\dots (2) \\
 & (2) - (1): 12\,096 = 11\,200a \\
 & a = 1,08 \text{ and } b = 10\,000
 \end{aligned}$$

$$3.3 \quad r = 0,08 = 8\%$$

**QUESTION 4**

4.1 Logistical growth

$$\begin{aligned}
 4.2 \quad & 0 = -0,0005S + 0,35 \\
 & s = 700
 \end{aligned}$$

$$4.3 \quad r = 0,35$$

$$4.4 \quad S_{n+1} = S_n + 0,35S_n \left(1 - \frac{S_n}{700}\right)$$

$$4.5 \quad 8$$

**QUESTION 5**

- 5.1 (a) This term represents the reduction in the zebra population, per cycle, caused by attacks by lions.

- (b) For equilibrium of Lions:

$$L_E = L_E + f.b.Z_E.L_E - cL_E$$

$$\therefore 0 = L_E(f.b.Z_E - c)$$

$$\therefore Z_E = \frac{c}{f.b}$$

For equilibrium of Zebra:

$$Z_E = Z_E + aZ_E\left(1 - \frac{Z_E}{K}\right) - b.Z_E.L_E$$

$$\therefore 0 = Z_E\left[a\left(1 - \frac{Z_E}{K}\right) - bL_E\right]$$

$$\therefore bL_E = a\left(1 - \frac{Z_E}{K}\right)$$

substituting from above:

$$\therefore L_E = \frac{a}{b}\left(1 - \frac{c}{K.f.b}\right)$$

- (c)  $8 = \frac{0,8}{0,05}\left(1 - \frac{1\,000}{K}\right)$   
 $K = 2\,000$

- 5.2 (a) Increase in 'a' implies an increase in equilibrium of predator: B.  
 (b) Increase in 'f' implies an increase in predator and a decrease in prey: C.



**QUESTION 6**

$$\begin{aligned}6.1 \quad & x^2 - 8x + 12 = 0 \\ & (x - 2)(x - 6) = 0 \\ & x = 2 \text{ or } x = 6 \\ & \therefore u_n = A \cdot 2^n + B \cdot 6^n \\ & -1 = A + B \\ & 6 = 2A + 6B \\ & 3 = A + 3B \\ & \therefore B = 2 \text{ and } A = -3\end{aligned}$$

$$\begin{aligned}6.2 \quad & (x - 2)(x - 3) = 0 \\ & \therefore x^2 - 5x + 6 = 0 \\ & u_n = 5u_{n-1} - 6u_{n-2}; \quad u_0 = 8; \quad u_1 = 21\end{aligned}$$

**Total for Module 3: 100 marks**

**MODULE 4                      MATRICES AND GRAPH THEORY****QUESTION 1**

$$1.1 \quad \begin{aligned} 8 + 8y + 3x &= 38 \\ 8y + 3x &= 30 \quad \textcircled{1} \end{aligned}$$

$$20 + 4y + x = 46$$

$$4y + x = 26 \quad \textcircled{2}$$

$$\textcircled{1} - 2 \times \textcircled{2}$$

$$x = -22 \quad y = 12$$

$$1.2 \quad \left( \begin{array}{ccc|c} 1 & 0 & -4 & -10 \\ 0 & 2 & 3 & 9 \\ 0 & -3 & 1 & 14 \end{array} \right)$$

$$2R_3 + 3R_2 \left( \begin{array}{ccc|c} 1 & 0 & -4 & -10 \\ 0 & 2 & 3 & 9 \\ 0 & 0 & 11 & 55 \end{array} \right)$$

$$R_3/11 \left( \begin{array}{ccc|c} 1 & 0 & -4 & -10 \\ 0 & 2 & 3 & 9 \\ 0 & 0 & 1 & 5 \end{array} \right)$$

$$R_2 - 3R_3$$

$$R_1 + 4R_3 \left( \begin{array}{ccc|c} 1 & 0 & 0 & 10 \\ 0 & 2 & 0 & -6 \\ 0 & 0 & 1 & 5 \end{array} \right)$$

$$x = 10 \quad y = -3 \quad z = 5$$

Also accepted  $11z=55$ , with  $2y + 3z = 9$ ,  $1x - 4z = -10$ .

**QUESTION 2**

2.1 (a)  $\begin{pmatrix} 2 & 2 & 6 \\ 4 & 2 & 2 \end{pmatrix} \Rightarrow \begin{pmatrix} 1 & 1 & 5 \\ 1 & -1 & -1 \end{pmatrix}$

(b)  $\begin{pmatrix} 0 & -1 \\ -1 & 0 \end{pmatrix} \begin{pmatrix} 2 & 2 & 6 \\ 4 & 2 & 2 \end{pmatrix} \Rightarrow \begin{pmatrix} -4 & -2 & -2 \\ -2 & -2 & -6 \end{pmatrix}$   
 Answer only was awarded  $\frac{3}{4}$  max.

2.2  $\begin{pmatrix} \cos 225^\circ & -\sin 225^\circ \\ \sin 225^\circ & \cos 225^\circ \end{pmatrix} \begin{pmatrix} \frac{2}{\sqrt{2}} & 0 \\ 0 & \frac{2}{\sqrt{2}} \end{pmatrix} \Rightarrow \begin{pmatrix} -1 & 1 \\ -1 & -1 \end{pmatrix}$

2.3  $\begin{pmatrix} \cos 2\theta & \sin 2\theta \\ \sin 2\theta & -\cos 2\theta \end{pmatrix} \begin{pmatrix} 3 & -1 \\ 4 & 0 \end{pmatrix} = \begin{pmatrix} \frac{-3+4\sqrt{3}}{2} & \frac{1}{2} \\ \frac{4+3\sqrt{3}}{2} & -\frac{\sqrt{3}}{2} \end{pmatrix}$

$$3 \cos 2\theta + 4 \sin 2\theta = \frac{-3+4\sqrt{3}}{2} \quad \text{and} \quad -\cos 2\theta = \frac{1}{2}$$

$$\theta = 60^\circ \quad \therefore m = \sqrt{3}$$

**QUESTION 3**

3.1 (a) True

(b) False, change sign

(c) True

3.2 (a) Expanding by a row/column that has the most zeros

(b)  $p = -2 \quad q = 2$

(c)  $-2 \begin{vmatrix} 4 & 1 & 2 \\ 3 & 2 & 1 \\ 9 & 3 & 1 \end{vmatrix} + 2 \begin{vmatrix} 3 & 0 & 1 \\ 4 & 1 & 2 \\ 3 & 2 & 1 \end{vmatrix}$

$$\begin{aligned} &= -2[4(2-3) - (3-9) + 2(9-18)] + 2[3(1-4) - 0 + (8-3)] \\ &= -2(-16) + 2(-4) \\ &= 24 \end{aligned}$$

## QUESTION 4

- 4.1 (b)  $\frac{n(n-1)}{2}$
- 4.2 Yes, every vertex has equal degree
- 4.3 C
- 4.4 Fig 1 & Fig 2

## QUESTION 5

- 5.1 Remove vertex D

$$AC = 3 \quad AC=3$$

$$EF = 3$$

$$CB = 5$$

$$CF = 6$$

$$FG = 8 \quad ?$$

$$EZ = 10 \quad ?$$

$$CD = 2 \quad GD=5 \quad ?$$

$$CB=5$$

$$cf=6$$

$$fe=3$$

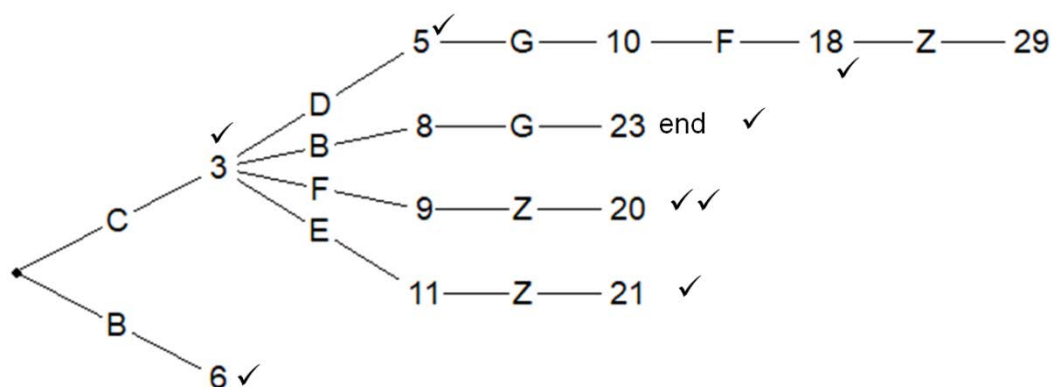
$$fg=8$$

$$ez=10$$

$$cd+gd=7$$

$$\text{Total} = 42$$

- 5.2



$$C \rightarrow F \rightarrow Z = 20 \text{ minutes}$$

- 5.3  $B \rightarrow F \quad 2 < BF \leq 4; BF \in \mathbb{Z}$   
 $\therefore BF = 3$   
 $BF = 4$

$$A \xrightarrow{6} B \xrightarrow{3} F \xrightarrow{11} Z \quad \therefore 20$$

$$A \xrightarrow{6} B \xrightarrow{4} F \xrightarrow{11} Z \quad \therefore 21$$

No difference or reasoning based on calculation

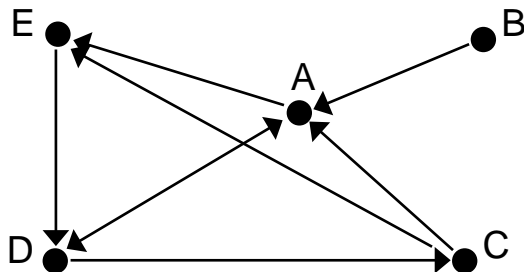
**QUESTION 6**

6.1

	A	B	C	D	E	
A	0	1	1	0	0	2
B	0	0	1	1	1	3
C	0	1	0	1	0	2
D	0	1	0	0	1	2
E	1	1	1	0	0	3

6.2 B and E

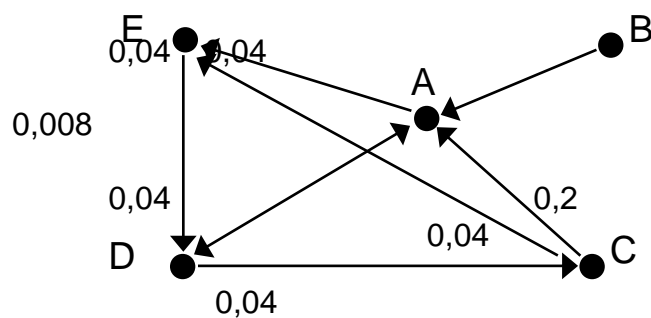
6.3 7 edges

 $A_1$  ;  $B_1$  ;  $C_2$  ;  $D_2$  ;  $E_1$ 

or

	A	B	C	D	E	
A	-	0	0	1	1	
B	1	-	0	0	0	
C	1	0	-	0	1	
D	1	0	1	-	0	
E	0	0	0	1	-	

6.4 (a)



(b) C and A

**Total for Module 4: 100 marks**